


Teacher's Guide



The Last Brother A Civil War Tale

Author: Trinka Hakes Noble
Illustrator: Robert Papp

Guide written by Cheryl K. Grinn

**Portions may be reproduced for use in the classroom with this
express written consent from Sleeping Bear Press.**

**Published by
Sleeping Bear Press
310 N. Main St., Suite 300
Chelsea, MI 48118
800-487-2323
www.sleepingbearpress.com**

WHAT DOES THAT MEAN?

The book *The Last Brother* is the story of just one of the many battles fought during the Civil War. You will enjoy reading this story.

Some of the terms used in this book may not be familiar to you. They are the terms that were used during that time.

Use a dictionary to find the meaning of the following words.

1. regiment _____

2. brigade _____

3. artillery _____

4. battery _____

5. caisson _____

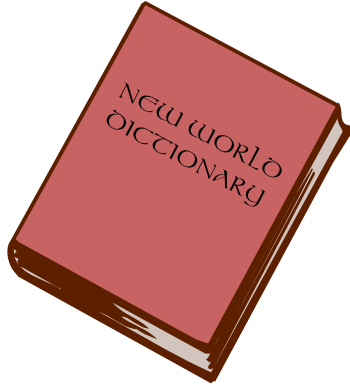
6. bayonet _____

7. hardtack _____

8. fatback _____

9. reveille _____

10. entrenched _____



MAKE IT BETTER

I saw a big dog. I saw a large red furry dog. Which of these sentences give you a better picture of the dog? Of course, the one with more descriptive words. A word that describes a noun is called an adjective. You will find many adjectives that help make the story *The Last Brother* exciting.

Use *The Last Brother* to find the adjective specific for each noun.

1. _____ beds
2. _____ jam
3. _____ boys
4. _____ quilt
5. _____ uniforms
6. _____ charger
7. _____ shells
8. _____ stew
9. _____ town
10. _____ farms



Soldier Math

Read the courageous story of a young boy in *The Last Brother*.

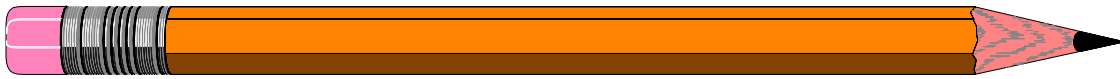
Solve the following math problems.

1. Gabe practiced the bugle for 3 hours each morning and 2 hours each evening. How many hours did he practice each week? _____

2. If there are 40 men in a company and 8 companies of men, how many total men are there? _____

3. Food was very important on the battlefield to keep the soldiers healthy. If 320 soldiers each ate 3 pounds of food a day, how many pounds of food would be needed to feed the troops for one week?

4. There are 4 soldiers per tent. How many tents would be needed to sleep 320 soldiers? _____



Civil War Crossword

You will find the answers to this puzzle in the book *The Last Brother*. Read and enjoy this book while searching for these answers.

C _____
I _____
V _____
I _____
L _____

W _____
A _____
R _____

1. The ridge across from Seminary Ridge
2. Foot soldiers
3. What Dany and Gabe did to get into the army
4. To happen quickly
5. President during the Civil War
6. What a canteen carries
7. What soldiers are in
8. Opposite of “charge”

When Did It Happen?

Sequencing

Read the story of Gabe and his adventures during the Civil War in *The Last Brother*.

Cut out these sentences from the story and glue them on a separate piece of paper in the order they appear.

Gabe meets Orlee.

John and Tuck are killed in the war.

Orlee warns Gabe of danger.

Gabe's "retreat" saves lives.

Gabe and Orlee trade food.


Gabe and Davy volunteer for the Union Army.

FACT OR OPINION?

Enjoy reading the Civil War story *The Last Brother*. Use this story to decide if each statement below is a fact or an opinion.

A fact is a statement that can be proved. An opinion is what someone thinks.

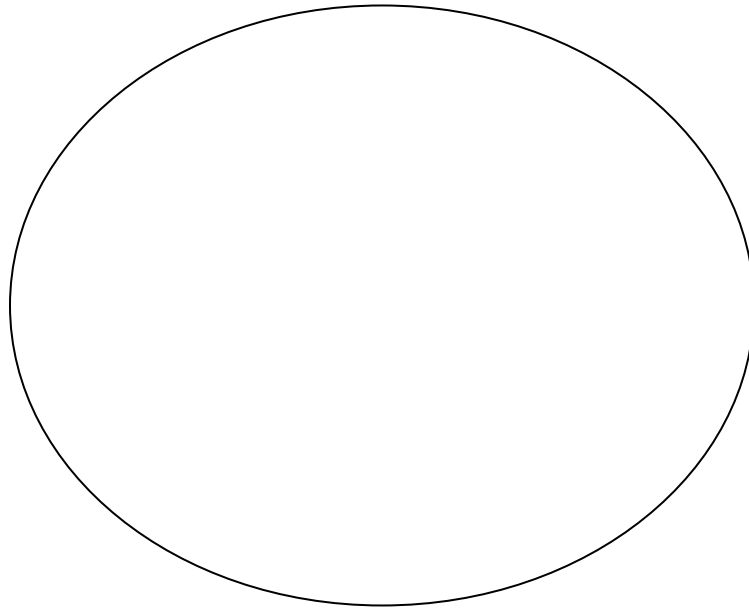
- ___ 1. Pickett's Charge took place in July 1863.
- ___ 2. It's fun to pick blackberries.
- ___ 3. Culp's Hill is north of Cemetery Ridge.
- ___ 4. Gettysburg is seven miles from the Mason-Dixon Line.
- ___ 5. Gabe shouldn't have run off with Davy.
- ___ 6. Lancer was the best horse in the war.
- ___ 7. Lancer knew all of the commands.
- ___ 8. Hardtack tastes better than fatback.
- ___ 9. Orlee was from the South.
- ___ 10. Gabe was a better bugler than Orlee.



Bugler's Award

A bugler served an important role in the Civil War. Learn about this important job and who did it in *The Last Brother*.

Design a medal to award to a young Civil War Bugler.



Gabe's Courage

Learn about the courage of a young boy in *The Last Brother*. It is a tale of one battle during the Civil War and one boy's role in the war.

List 3 instances of Gabe's courage.

1. _____

2. _____

3. _____

List 3 times you have had courage.

1. _____

2. _____

3. _____

CIVIL WAR DIORAMA



Read and enjoy the Civil War story in *The Last Brother*. Picture in your head a scene that you liked from the book.

Plan and make a diorama of that scene.

Diorama Materials

Shoebox or similar small box

Paper, paints, markers

3-D materials, twigs, plastic figures

Add a sign that tells what your diorama shows

Use the space to draw a sketch of the diorama you will make.



Make a Civil War Drum

Gabe was a bugler for the Union Army in *The Last Brother*. The army also used young boys to be drummers in the war.

Make a Civil War drum.

Materials

Large round oatmeal box or coffee can

Procedure

1. Measure around the can or box. Use the plain side of a paper grocery bag and cut a strip of paper to fit around your drum. Make sure it covers from top to bottom.
2. Use paint, crayons, or markers to make a design on your paper.
3. Glue your design onto your container.
4. Put the top on your drum.
5. Use drumsticks or pencils to drum.

Try beating different rhythms that would be good for the soldiers to march to.

Write your best marching rhythm below.

One Country, Two Flags



The Civil War divided our country into two parts, the Union (North) and the Confederacy (South). The book *The Last Brother* tells the story of a boy and his experience in one battle during the war.

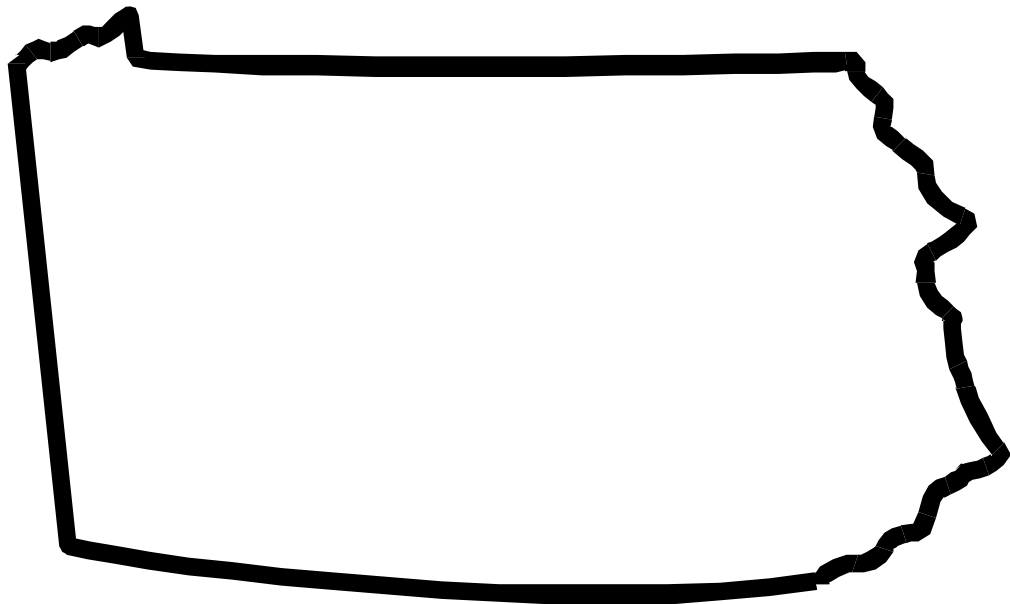
Both the Union and the Confederacy carried different flags during the war.

Research the different flags. Draw and label each flag below.

PLACE THE BATTLEFIELDS

The setting for *The Last Brother* is a battlefield near Gettysburg, Pennsylvania. You will need to use the book to help you locate the following places.

Gettysburg
Seminary Ridge
Cemetery Ridge
Little Round Top
Big Round Top
Cemetery Hill
Culp's Hill




Fancy Names

Do you have a fancy name? Find the fancy names mentioned in *The Last Battle*. You'll discover what they are when Gabe meets Onlee.

Make a list of 10 names you think are "fancy names."

- 1.
- 2.
- 3.
- 4.
- 5.
- 6.
- 7.
- 8.
- 9.
- 10.

Write a paragraph explaining why you would or wouldn't want a fancy name.



Boys at the Battle?

In *The Last Brother*, learn about boys who volunteered to join the army during the Civil War. There were many duties they could perform to help. Even today we hear of boys in some countries serving in armies.

Write an opinion paragraph stating what you think about boys being in the army.

1. State your opinion.
2. Write three sentences, each stating a fact that supports your opinion.
3. Write a concluding sentence that restates your opinion in a different way.



Hardtack Recipe

During the Civil War food was scarce. Soldiers had to have food that was easy to carry and would not spoil. Read about some of the foods the soldiers ate in *The Last Brother*.

Try this recipe for making hardtack.

Ingredients

2 cups of flour
½ cup of water
1 tablespoon of shortening
6 pinches of salt

Procedure

1. Mix all ingredients together. (batter will be stiff; add more water if necessary).
2. Knead batter and spread dough flat on a nongreased cookie sheet (spread to ½ inch thickness).
3. Set oven to 400 degrees. Bake for ½ hour.
4. Remove from oven and cut into 3-inch squares. Use a fork and punch holes into the dough. Punch in a 4x4 pattern.
5. Turn dough over and bake for another ½ hour.
6. Turn oven off and leave oven door closed. Leave hardtack in the oven until cool.

Enjoy eating your Civil War hardtack!

Finding Story Elements

Read *The Last Brother* carefully. Find the following story elements in the book.

Title _____

Author _____


Illustrator _____

Two main characters _____

Describe each of the main characters _____

Describe the problem encountered _____

Describe the solution or solutions to the problem _____





Then vs. Now

Wars have gone on throughout history. In *The Last Brother* you will learn about a battle that took place in the American Civil War. There are big differences between this war and current conflicts throughout the world.

Make a Venn diagram comparing the war in Iraq and the American Civil War.

The Last Brother

Answer Sheet

What Does It Mean 1) a military unit consisting of at least two battalions 2) a military unit consisting of a variable number of battalions 3) a large caliber firing weapon such as a cannon 4) basic tactical artillery unit 5) a large box used to hold ammunition 6) a knife adapted to fit the muzzle end of a rifle 7) a hard biscuit 8) dried and salt-cured pork fat 9) the sounding of a bugle early in the morning to awaken soldiers 10) to provide trenches for the purpose of defending

Descriptive Words 1) feather 2) blueberry 3) barefoot 4) patchwork 5) blue 6) chestnut 7) busting 8) fish 9) peaceful 10) tidy

Soldier Math 1) 35 hours 2) 320 3) 6,720 4) 80

Civil War Crossword 1) cemetery 2) infantry 3) volunteered 4) instant 5) Lincoln 6) water 7) army 8) retreat

When Did It Happen 1) Josh and Tuck killed 2) Gabe and Davy volunteer 3) Gabe meets Orlee 4) Gabe and Orlee trade food 5) Orlee warns Gabe of danger 6) Gabe's retreat call saves lives

Fact or Opinion 1) F 2) O 3) F 4) F 5) O 6) O 7) F 8) O 9) F 10) O

Secret Message The Last Brother Lives